

25 Noviembre 2012, Memorial Omar Martín


Junior y TAG125

Karting Tias (0 Km)

Prefinal

Race (15 Laps)

24/11/2000 00:22



#	No.	Name	Laps	Elapsed Tm	Laptime	TOD	Wng	#	No.	Name	Laps	Elapsed Tm	Laptime	TOD	Wng
1	FLG	Green Flag	-	-:--	-:--	3:19:21.995		43	44	Juan Carlos Ga	2	2:09.377	53.121	3:21:31.372	
2	42	Juan Evora	0	0.732	-:--	3:19:22.727		44	46	Cesar	2	2:17.238	57.609	3:21:39.233	
3	39	Marcos Gonzal	0	0.772	-:--	3:19:22.767		45	40	Daniela Ballestr	3	2:35.610	51.082	3:21:57.605	LH
4	40	Daniela Ballestr	0	0.802	-:--	3:19:22.797	LH	46	42	Juan Evora	3	2:35.801	51.115	3:21:57.796	
5	54	Alexander Bykc	0	18.053	-:--	3:19:40.048		47	39	Marcos Gonzal	3	2:41.552	52.961	3:22:03.547	
6	53	Sandro Gonzal	0	18.115	-:--	3:19:40.110	LH	48	54	Alexander Bykc	3	2:50.885	50.441	3:22:12.880	
7	50	Lucky Quintana	0	18.138	-:--	3:19:40.133	LH	49	53	Sandro Gonzal	3	2:52.129	50.775	3:22:14.124	
8	48	Ivan Cabrera	0	18.243	-:--	3:19:40.238		50	50	Lucky Quintana	3	2:54.174	51.501	3:22:16.169	
9	47	Seve Garcia	0	18.412	-:--	3:19:40.407		51	56	Aday Garcia	3	2:55.169	51.583	3:22:17.164	
10	56	Aday Garcia	0	18.582	-:--	3:19:40.577		52	49	Alex Castañeira	3	2:55.893	51.716	3:22:17.888	
11	49	Alex Castañeira	0	19.382	-:--	3:19:41.377		53	48	Ivan Cabrera	3	2:57.033	51.854	3:22:19.028	
12	52	Yeremi Lopez	0	19.881	-:--	3:19:41.876		54	52	Yeremi Lopez	3	2:59.232	51.746	3:22:21.227	
13	44	Juan Carlos Ga	0	20.560	-:--	3:19:42.555		55	47	Seve Garcia	3	2:59.528	51.842	3:22:21.523	
14	51	Juan Caballero	0	21.602	-:--	3:19:43.597		56	51	Juan Caballero	3	3:00.114	52.119	3:22:22.109	
15	46	Cesar	0	21.726	-:--	3:19:43.721		57	44	Juan Carlos Ga	3	3:01.932	52.555	3:22:23.927	
16	40	Daniela Ballestr	1	53.275	52.473	3:20:15.270	LH	58	46	Cesar	3	3:15.856	58.618	3:22:37.851	
17	42	Juan Evora	1	53.522	52.790	3:20:15.517		59	42	Juan Evora	4	3:26.797	50.996	3:22:48.792	
18	39	Marcos Gonzal	1	55.447	54.675	3:20:17.442		60	40	Daniela Ballestr	4	3:27.257	51.647	3:22:49.252	
19	54	Alexander Bykc	1	1:10.110	52.057	3:20:32.105		61	39	Marcos Gonzal	4	3:34.213	52.661	3:22:56.208	
20	53	Sandro Gonzal	1	1:10.523	52.408	3:20:32.518		62	54	Alexander Bykc	4	3:41.342	50.457	3:23:03.337	
21	50	Lucky Quintana	1	1:11.260	53.122	3:20:33.255		63	53	Sandro Gonzal	4	3:43.142	51.013	3:23:05.137	
22	56	Aday Garcia	1	1:12.064	53.482	3:20:34.059		64	50	Lucky Quintana	4	3:45.129	50.955	3:23:07.124	
23	49	Alex Castañeira	1	1:12.283	52.901	3:20:34.278		65	56	Aday Garcia	4	3:46.747	51.578	3:23:08.742	
24	48	Ivan Cabrera	1	1:13.351	55.108	3:20:35.346		66	49	Alex Castañeira	4	3:47.335	51.442	3:23:09.330	
25	52	Yeremi Lopez	1	1:15.097	55.216	3:20:37.092		67	48	Ivan Cabrera	4	3:48.899	51.866	3:23:10.894	
26	47	Seve Garcia	1	1:15.619	57.207	3:20:37.614		68	52	Yeremi Lopez	4	3:50.666	51.434	3:23:12.661	
27	51	Juan Caballero	1	1:15.863	54.261	3:20:37.858		69	47	Seve Garcia	4	3:50.912	51.384	3:23:12.907	
28	44	Juan Carlos Ga	1	1:16.256	55.696	3:20:38.251		70	51	Juan Caballero	4	3:51.880	51.766	3:23:13.875	LH
29	46	Cesar	1	1:19.629	57.903	3:20:41.624		71	44	Juan Carlos Ga	4	3:54.338	52.406	3:23:16.333	
30	40	Daniela Ballestr	2	1:44.528	51.253	3:21:06.523		72	46	Cesar	4	4:14.233	58.377	3:23:36.228	
31	42	Juan Evora	2	1:44.686	51.164	3:21:06.681		73	42	Juan Evora	5	4:17.167	50.370	3:23:39.162	
32	39	Marcos Gonzal	2	1:48.591	53.144	3:21:10.586		74	40	Daniela Ballestr	5	4:18.154	50.897	3:23:40.149	
33	41	Gabriela Martin	0	1:51.263	-:--	3:21:13.258	LS	75	39	Marcos Gonzal	5	4:26.622	52.409	3:23:48.617	
34	54	Alexander Bykc	2	2:00.444	50.334	3:21:22.439	LH	76	54	Alexander Bykc	5	4:31.823	50.481	3:23:53.818	
35	53	Sandro Gonzal	2	2:01.354	50.831	3:21:23.349		77	53	Sandro Gonzal	5	4:33.958	50.816	3:23:55.953	
36	50	Lucky Quintana	2	2:02.673	51.413	3:21:24.668		78	50	Lucky Quintana	5	4:35.907	50.778	3:23:57.902	
37	56	Aday Garcia	2	2:03.586	51.522	3:21:25.581	LH	79	56	Aday Garcia	5	4:38.120	51.373	3:24:00.115	
38	49	Alex Castañeira	2	2:04.177	51.894	3:21:26.172		80	49	Alex Castañeira	5	4:38.379	51.044	3:24:00.374	
39	48	Ivan Cabrera	2	2:05.179	51.828	3:21:27.174		81	48	Ivan Cabrera	5	4:40.401	51.502	3:24:02.396	LH
40	52	Yeremi Lopez	2	2:07.486	52.389	3:21:29.481		82	52	Yeremi Lopez	5	4:42.130	51.464	3:24:04.125	
41	47	Seve Garcia	2	2:07.686	52.067	3:21:29.681		83	47	Seve Garcia	5	4:42.571	51.659	3:24:04.566	
42	51	Juan Caballero	2	2:07.995	52.132	3:21:29.990		84	51	Juan Caballero	5	4:43.403	51.523	3:24:05.398	LH

Printed: 25/11/2000 11:48:48

Licensed to: Temporary License. Expires 01-12-2002

Chief of Timing & Scoring:

Date:

Signed:

25 Noviembre 2012, Memorial Omar Martín


Junior y TAG125

Karting Tias (0 Km)

Prefinal

Race (15 Laps)

24/11/2000 00:22



#	No.	Name	Laps	Elapsed Tm	Laptime	TOD	Wng	#	No.	Name	Laps	Elapsed Tm	Laptime	TOD	Wng
85	44	Juan Carlos Ga	5	4:46.850	52.512	3:24:08.845		127	40	Daniela Ballestr	9	7:43.049	51.294	3:27:05.044	
86	42	Juan Evora	6	5:07.742	50.575	3:24:29.737		128	54	Alexander Bykc	9	7:54.102	50.721	3:27:16.097	
87	40	Daniela Ballestr	6	5:09.397	51.243	3:24:31.392		129	39	Marcos Gonzal	9	7:55.587	52.397	3:27:17.582	
88	46	Cesar	5	5:16.053	1:01.820	3:24:38.048		130	53	Sandro Gonzal	9	7:57.606	50.879	3:27:19.601	
89	39	Marcos Gonzal	6	5:18.747	52.125	3:24:40.742		131	50	Lucky Quintana	9	7:59.716	51.040	3:27:21.711	
90	54	Alexander Bykc	6	5:22.317	50.494	3:24:44.312		132	56	Aday Garcia	9	8:03.675	51.549	3:27:25.670	
91	53	Sandro Gonzal	6	5:24.781	50.823	3:24:46.776		133	49	Alex Castañeira	9	8:03.939	51.476	3:27:25.934	
92	50	Lucky Quintana	6	5:27.006	51.099	3:24:49.001		134	48	Ivan Cabrera	9	8:07.608	51.653	3:27:29.603	
93	56	Aday Garcia	6	5:29.364	51.244	3:24:51.359		135	47	Seve Garcia	9	8:07.884	51.384	3:27:29.879	
94	49	Alex Castañeira	6	5:29.940	51.561	3:24:51.935		136	52	Yeremi Lopez	9	8:09.942	51.667	3:27:31.937	
95	48	Ivan Cabrera	6	5:32.395	51.994	3:24:54.390		137	51	Juan Caballero	9	8:10.921	51.609	3:27:32.916	LH
96	47	Seve Garcia	6	5:33.997	51.426	3:24:55.992		138	44	Juan Carlos Ga	9	8:17.291	52.563	3:27:39.286	
97	52	Yeremi Lopez	6	5:34.239	52.109	3:24:56.234		139	42	Juan Evora	10	8:28.806	50.211	3:27:50.801	
98	51	Juan Caballero	6	5:34.821	51.418	3:24:56.816	LH	140	40	Daniela Ballestr	10	8:34.281	51.232	3:27:56.276	
99	44	Juan Carlos Ga	6	5:39.410	52.560	3:25:01.405		141	54	Alexander Bykc	10	8:44.568	50.466	3:28:06.563	
100	42	Juan Evora	7	5:58.060	50.318	3:25:20.055		142	39	Marcos Gonzal	10	8:47.169	51.582	3:28:09.164	
101	40	Daniela Ballestr	7	6:00.516	51.119	3:25:22.511		143	53	Sandro Gonzal	10	8:48.293	50.687	3:28:10.288	
102	39	Marcos Gonzal	7	6:11.068	52.321	3:25:33.063		144	50	Lucky Quintana	10	8:50.603	50.887	3:28:12.598	
103	54	Alexander Bykc	7	6:12.864	50.547	3:25:34.859		145	56	Aday Garcia	10	8:55.081	51.406	3:28:17.076	
104	53	Sandro Gonzal	7	6:15.803	51.022	3:25:37.798		146	49	Alex Castañeira	10	8:55.416	51.477	3:28:17.411	
105	50	Lucky Quintana	7	6:17.776	50.770	3:25:39.771		147	48	Ivan Cabrera	10	8:59.416	51.808	3:28:21.411	
106	56	Aday Garcia	7	6:20.706	51.342	3:25:42.701		148	47	Seve Garcia	10	8:59.551	51.667	3:28:21.546	
107	49	Alex Castañeira	7	6:21.100	51.160	3:25:43.095		149	52	Yeremi Lopez	10	9:01.286	51.344	3:28:23.281	
108	48	Ivan Cabrera	7	6:24.195	51.800	3:25:46.190		150	51	Juan Caballero	10	9:03.062	52.141	3:28:25.057	
109	47	Seve Garcia	7	6:25.231	51.234	3:25:47.226		151	44	Juan Carlos Ga	10	9:09.621	52.330	3:28:31.616	
110	52	Yeremi Lopez	7	6:26.599	52.360	3:25:48.594		152	42	Juan Evora	11	9:18.992	50.186	3:28:40.987	
111	51	Juan Caballero	7	6:27.085	52.264	3:25:49.080		153	40	Daniela Ballestr	11	9:25.288	51.007	3:28:47.283	
112	44	Juan Carlos Ga	7	6:31.982	52.572	3:25:53.977		154	54	Alexander Bykc	11	9:34.998	50.430	3:28:56.993	
113	42	Juan Evora	8	6:48.344	50.284	3:26:10.339		155	39	Marcos Gonzal	11	9:38.765	51.596	3:29:00.760	
114	40	Daniela Ballestr	8	6:51.755	51.239	3:26:13.750		156	53	Sandro Gonzal	11	9:39.176	50.883	3:29:01.171	
115	39	Marcos Gonzal	8	7:03.190	52.122	3:26:25.185		157	50	Lucky Quintana	11	9:41.754	51.151	3:29:03.749	
116	54	Alexander Bykc	8	7:03.381	50.517	3:26:25.376		158	56	Aday Garcia	11	9:46.275	51.194	3:29:08.270	
117	53	Sandro Gonzal	8	7:06.727	50.924	3:26:28.722		159	49	Alex Castañeira	11	9:46.903	51.487	3:29:08.898	
118	50	Lucky Quintana	8	7:08.676	50.900	3:26:30.671		160	48	Ivan Cabrera	11	9:50.934	51.518	3:29:12.929	
119	56	Aday Garcia	8	7:12.126	51.420	3:26:34.121		161	47	Seve Garcia	11	9:51.163	51.612	3:29:13.158	
120	49	Alex Castañeira	8	7:12.463	51.363	3:26:34.458		162	52	Yeremi Lopez	11	9:52.746	51.460	3:29:14.741	
121	48	Ivan Cabrera	8	7:15.955	51.760	3:26:37.950		163	51	Juan Caballero	11	9:54.498	51.436	3:29:16.493	
122	47	Seve Garcia	8	7:16.500	51.269	3:26:38.495		164	44	Juan Carlos Ga	11	10:01.811	52.190	3:29:23.806	
123	52	Yeremi Lopez	8	7:18.275	51.676	3:26:40.270		165	42	Juan Evora	12	10:09.168	50.176	3:29:31.163	
124	51	Juan Caballero	8	7:19.312	52.227	3:26:41.307		166	40	Daniela Ballestr	12	10:16.549	51.261	3:29:38.544	
125	44	Juan Carlos Ga	8	7:24.728	52.746	3:26:46.723		167	54	Alexander Bykc	12	10:25.519	50.521	3:29:47.514	
126	42	Juan Evora	9	7:38.595	50.251	3:27:00.590		168	39	Marcos Gonzal	12	10:31.113	52.348	3:29:53.108	

Printed: 25/11/2000 11:48:48

Licensed to: Temporary License. Expires 01-12-2002

Chief of Timing & Scoring:

Date:

Signed:

25 Noviembre 2012, Memorial Omar Martín


Junior y TAG125

Karting Tias (0 Km)

Prefinal

Race (15 Laps)

24/11/2000 00:22



#	No.	Name	Laps	Elapsed Tm	Laptime	TOD	Wng	#	No.	Name	Laps	Elapsed Tm	Laptime	TOD	Wng
169	53	Sandro Gonzal	12	10:31.269	52.093	3:29:53.264	LH	211	56	Aday Garcia	15	13:11.971	51.301	3:32:33.966	
170	50	Lucky Quintana	12	10:32.551	50.797	3:29:54.546		212	49	Alex Castañeira	15	13:12.313	51.454	3:32:34.308	
171	56	Aday Garcia	12	10:37.704	51.429	3:29:59.699		213	48	Ivan Cabrera	15	13:19.277	51.691	3:32:41.272	
172	49	Alex Castañeira	12	10:37.997	51.094	3:29:59.992		214	52	Yeremi Lopez	15	13:19.539	51.822	3:32:41.534	
173	48	Ivan Cabrera	12	10:42.811	51.877	3:30:04.806		215	47	Seve Garcia	15	13:19.662	51.550	3:32:41.657	
174	47	Seve Garcia	12	10:42.917	51.754	3:30:04.912		216	51	Juan Caballero	15	13:20.446	51.581	3:32:42.441	LH
175	52	Yeremi Lopez	12	10:44.012	51.266	3:30:06.007		217	44	Juan Carlos Ga	15	13:31.325	52.562	3:32:53.320	
176	51	Juan Caballero	12	10:45.984	51.486	3:30:07.979	LH	218	42	Juan Evora	15	12:40.192	51.741	3:32:53.928	
177	44	Juan Carlos Ga	12	10:54.054	52.243	3:30:16.049		219	LG	Run Stopped	-	----	----	3:32:55.481	
178	42	Juan Evora	13	10:59.378	50.210	3:30:21.373									
179	40	Daniela Ballestr	13	11:07.708	51.159	3:30:29.703									
180	54	Alexander Bykc	13	11:16.131	50.612	3:30:38.126									
181	53	Sandro Gonzal	13	11:22.219	50.950	3:30:44.214	LH								
182	39	Marcos Gonzal	13	11:23.004	51.891	3:30:44.999									
183	50	Lucky Quintana	13	11:23.353	50.802	3:30:45.348									
184	56	Aday Garcia	13	11:29.202	51.498	3:30:51.197									
185	49	Alex Castañeira	13	11:29.505	51.508	3:30:51.500									
186	48	Ivan Cabrera	13	11:34.745	51.934	3:30:56.740									
187	47	Seve Garcia	13	11:34.875	51.958	3:30:56.870									
188	52	Yeremi Lopez	13	11:35.265	51.253	3:30:57.260									
189	51	Juan Caballero	13	11:37.454	51.470	3:30:59.449	LH								
190	44	Juan Carlos Ga	13	11:46.510	52.456	3:31:08.505									
191	42	Juan Evora	14	11:49.679	50.301	3:31:11.674									
192	40	Daniela Ballestr	14	11:59.001	51.293	3:31:20.996									
193	54	Alexander Bykc	14	12:06.854	50.723	3:31:28.849									
194	53	Sandro Gonzal	14	12:13.064	50.845	3:31:35.059									
195	50	Lucky Quintana	14	12:14.561	51.208	3:31:36.556									
196	39	Marcos Gonzal	14	12:14.590	51.586	3:31:36.585									
197	56	Aday Garcia	14	12:20.670	51.468	3:31:42.665									
198	49	Alex Castañeira	14	12:20.859	51.354	3:31:42.854									
199	48	Ivan Cabrera	14	12:27.586	52.841	3:31:49.581									
200	52	Yeremi Lopez	14	12:27.717	52.452	3:31:49.712									
201	47	Seve Garcia	14	12:28.112	53.237	3:31:50.107									
202	51	Juan Caballero	14	12:28.865	51.411	3:31:50.860	LH								
203	44	Juan Carlos Ga	14	12:38.763	52.253	3:32:00.758									
204	LG	Finish Flag	-	----	----	3:32:02.186									
205	42	Juan Evora	15	12:40.192	50.513	3:32:02.187									
206	40	Daniela Ballestr	15	12:50.118	51.117	3:32:12.113									
207	54	Alexander Bykc	15	12:57.833	50.979	3:32:19.828									
208	53	Sandro Gonzal	15	13:04.250	51.186	3:32:26.245									
209	50	Lucky Quintana	15	13:05.567	51.006	3:32:27.562									
210	39	Marcos Gonzal	15	13:07.201	52.611	3:32:29.196									

Printed: 25/11/2000 11:48:48

Licensed to: Temporary License. Expires 01-12-2002

Chief of Timing & Scoring:

Date:

Signed: